

All products are manufactured in the Midwest Dental Arts facility. There is no outsourcing to China! Everything is made in the USA!

4 LOCATIONS: **SWISHER, IA** **PALM BAY, FL** **BRISTOL, CT** **SARASOTA, FL**
 FIXED & IMPLANTS FIXED, IMPLANTS, HYBRIDS & REMOVABLE REMOVABLE & HYBRIDS REMOVABLE & HYBRIDS
 319-857-4030 321-426-7723 860-506-0600 941-312-6048

FOR PRESCRIPTIONS RELATED TO YOUR SPECIFIC CASE, PLEASE VISIT www.MidwestDentalArts.com

PATIENT'S NAME _____

DOCTOR'S NAME / LOCATION _____ APPT. DATE / APPT. TIME _____

LAYERED:

- PRESSED GLASS CERAMICS MILLED GLASS CERAMICS PFM ZIRCONIA

FULL CONTOUR (STAIN):

- PRESSED GLASS CERAMICS MILLED GLASS CERAMICS ZIRCONIA

- PFM/FC ALLOY:** NON PRECIOUS NOBLE HIGH NOBLE


OCCLUSAL ANATOMY:

- WORN LIGHT COPY EXISTING EXAGGERATED (virgin moderate/heavy)

PONTIC DESIGN:

- RIDGE RELIEF: SCRAPE SOCKET NONE

- FULL RIDGE PARTIAL RIDGE NO RIDGE NO CONTACT POINT CONTACT



FRAMEWORK DESIGN:

- FACIAL VENEER FULL OCCLUSAL

- LINGUAL METAL BAND: 0.5 1.0 2.0

- FACIAL METAL BAND: 0.3 0.5 1.0

- NO FACIAL METAL

- NO COLLAR 360°

- PORCELAIN SHOULDER

- BUCCAL

- 360°

- CROWN / FIT PARTIAL

- METAL OCCLUSAL / LINGUAL

- REST

REMOVABLE:

PARTIALS

- ACRYLIC

- METAL

- FLEXI

- GRADIA / STG REQUEST

- CLEAR PALATE DENTURE

- FLEXI CLASPS

- CLEAR

- PINK

- TOOTH COLOR

- RETURN FOR** MOUNTING DIE TRIM METAL TRY-IN BISQUE BAKE CHECK

ENCLOSED IMPLANT PARTS

IMPLANT SYSTEM

IMPLANT PLATFORM

IMPLANT DESIGN:

- SCREW RETAINED

- CUSTOM ABUTMENT

- SCREWMENTATIONS

(CUSTOM ABUTMENT & SCREW ACCESS HOLE)

ABUTMENT TYPE:

- ZIRCONIA

- TITANIUM

*We do NOT lute lithium disilicate implant crowns.

FOR LAB USE

- | | | | |
|---------------------------------------|---|--|---------------------------------------|
| <input type="checkbox"/> ABUTMENT | <input type="checkbox"/> DIE | <input type="checkbox"/> IMPRESSION POST | <input type="checkbox"/> PHOTOS/CD |
| <input type="checkbox"/> ARTICULATOR | <input type="checkbox"/> DICOM/CBCT | <input type="checkbox"/> IMP SCREW | <input type="checkbox"/> POST |
| <input type="checkbox"/> BITE | <input type="checkbox"/> DOUBLE | <input type="checkbox"/> MODEL/SOLID U / L | <input type="checkbox"/> PUTTY MATRIX |
| <input type="checkbox"/> CROWN/BRIDGE | <input type="checkbox"/> FACEBOW | <input type="checkbox"/> PARTIAL/DENTURE | <input type="checkbox"/> SHADE TAB |
| | <input type="checkbox"/> IMPRESSION U / L | <input type="checkbox"/> IMPLANT ANALOG | <input type="checkbox"/> TEETH IN WAX |

INSTRUCTIONS: _____

MULTIPLE UNIT CASES REQUIRE FULL ARCH IMPRESSIONS AND FACE BOW FOR PREDICTABLE RESULTS – 4 OR MORE UNITS REQUIRE STUDY MODEL

IS THIS CASE ALSO BEING SUBMITTED DIGITALLY? YES NO

IF YES, WHAT IS THE DIGITAL SUBMISSION METHOD?

- Itero Trios Medit Cerec Case Entry Dropbox
 E4D Lava Cos 3M Planmeca Casestream Trudef

WOULD YOU LIKE A MASTER CERAMIST ON THIS CASE? YES NO

Master Ceramists require special scheduling. Midwest Dental Arts will provide a return date once case is evaluated and scheduled.


WOULD YOU LIKE TO REVIEW THE DESIGN PRIOR TO MILLING? YES NO

Midwest Dental Arts will not provide/promise any return dates until the design has been approved.

- MALE FEMALE AGE () _____ PHOTOS ENCLOSED
 TOOTH SHADE _____ PHOTOS EMAILED
 ETHNICITY _____ UPLOADED DROPBOX
 GUM SHADE _____
 SHADE TAB ENCLOSED _____ STUMP SHADE

PATIENT DESIRES:

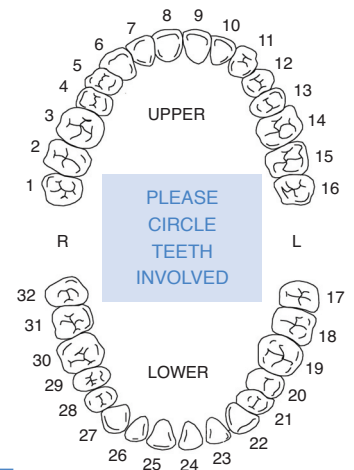
- NATURAL CHARACTERIZED SHADE
 COPY NATURAL ALIGNMENT
 STRAIGHT ALIGNMENT
 OVERLAPPED
 OCC. STAIN – YES NO



DATE SENT _____ LICENSE # _____

DR'S SIGNATURE _____

PLEASE SEND: PRESCRIPTIONS BOXES SHIPPING LABELS



DATE RECEIVED BY LAB